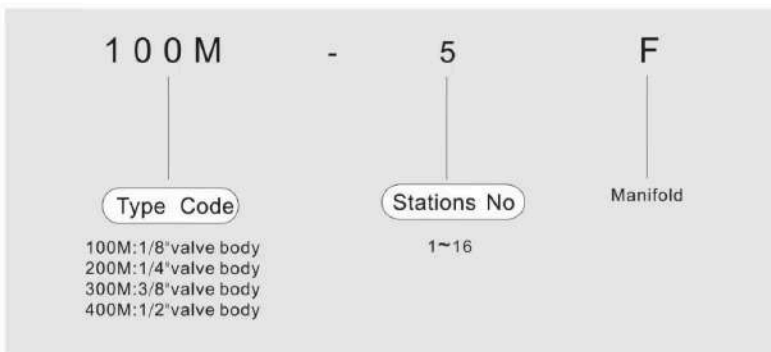

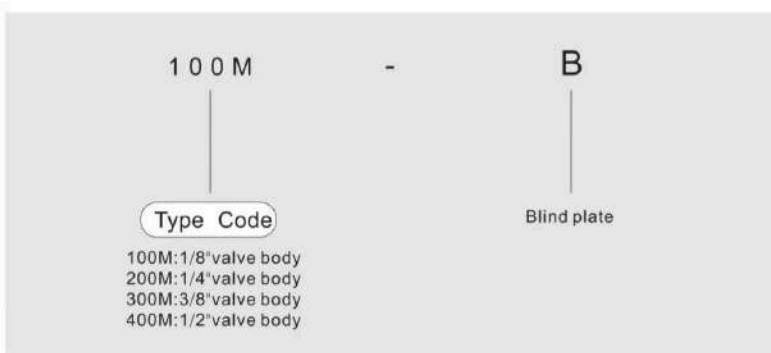


Product Description

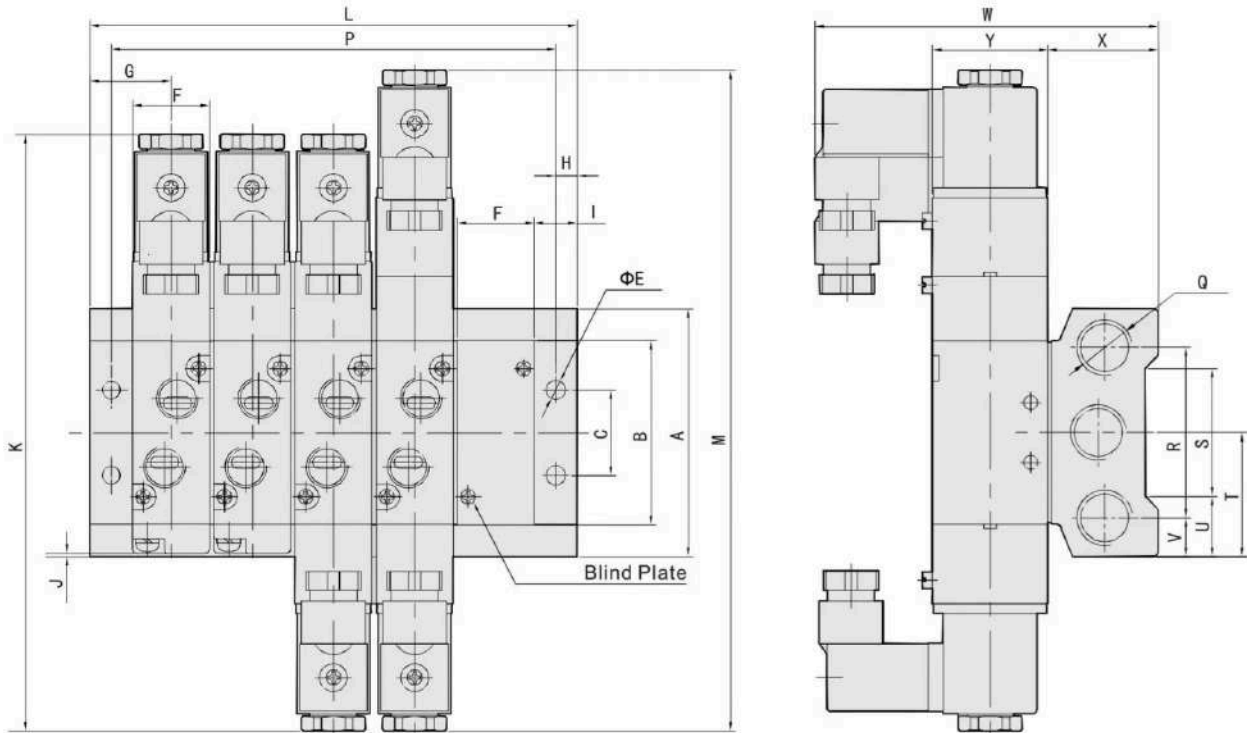
Ordering Code V Series Manifold



Ordering Code Blind plate



■ Main Dimensions



Model	A	B	C	E	F	G	H	I	J	K
100M-□F	58	43.2	20	4.5	18.3	19	5	10	-0.8	139.4
200M-□F	61	50.7	21	4.5	22.4	23	6	12	1.2	170
300M-□F	75	64.8	26	4.5	27.3	27	6	13.5	2.5	188.8
400M-□F	104	94.5	32	4.5	34.3	31.5	7	14.5	5	221.8

Model	M	Q	R	S	T	U	V	W	X	Y
100M-□F	154.5	G1/4"	40	30	29	14	9	79	25	27
200M-□F	189	G1/4"	43	32	30.5	14.5	9	93	26	35
300M-□F	208	G3/8"	53	48	37.5	13.5	11	99.5	30	40
400M-□F	243	G1/2"	68	67	52	18.5	18	112.5	38	50

Model	L															
	1F	2F	3F	4F	5F	6F	7F	8F	9F	10F	11F	12F	13F	14F	15F	16F
100M-□F	38	57	76	95	114	133	152	171	190	209	228	247	266	285	304	323
200M-□F	46	69	92	115	138	161	184	207	230	253	276	299	322	345	368	391
300M-□F	54	82	110	138	166	194	222	250	278	306	334	362	-	-	-	-
400M-□F	63	98	133	168	203	238	273	-	-	-	-	-	-	-	-	-

Model	P															
	1F	2F	3F	4F	5F	6F	7F	8F	9F	10F	11F	12F	13F	14F	15F	16F
100M-□F	28	47	66	85	104	123	142	161	180	199	218	237	256	275	294	313
200M-□F	34	57	80	103	126	149	172	195	218	241	264	287	310	333	356	379
300M-□F	42	70	98	126	154	182	210	238	266	294	322	350	-	-	-	-
400M-□F	49	84	119	154	189	225	259	-	-	-	-	-	-	-	-	-