

4DWG10型电磁换向阀

4DWG10 SERIES SOLENOID OPERATED DIRECTIONAL CONTROL VALVES



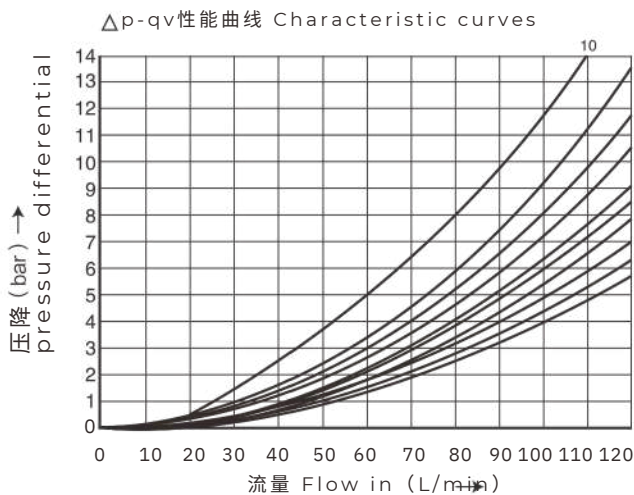
4DWG10 型方向控制阀是电磁铁操纵的换向阀，用以控制油流的开启、停止和换向。
4DWG10 series directional control valves are solenoid operated directional spool valves, these valves are used to the start, stop and direct flow.

▶ 技术参数 Technical data

口径 Size	10
最大流量(L/min) Max. flow rate(L/min)	120
工作压力(MPa) Operating pressure(MPa)	A、B、P油口31.5 / A、B、P oil port 31.5 T油口16 / T oil port 16
重量 (千克) 单头 valve with one solenoid	4.6
Weight (KGS) 双头 valve with two solenoids	6
阀体 (材料) 表面处理 Valve body (Material) Surface treatment	铸件 表面磷化处理 casting phosphating surface
油液清洁度/Oil cleanliness	NAS1638 9级和ISO440620/18/15级 NAS1638 class 9 and ISO4406 class 20/18/15

▶ 特性曲线 (在使用 HLP46, 油=40°C±5°C时测得)

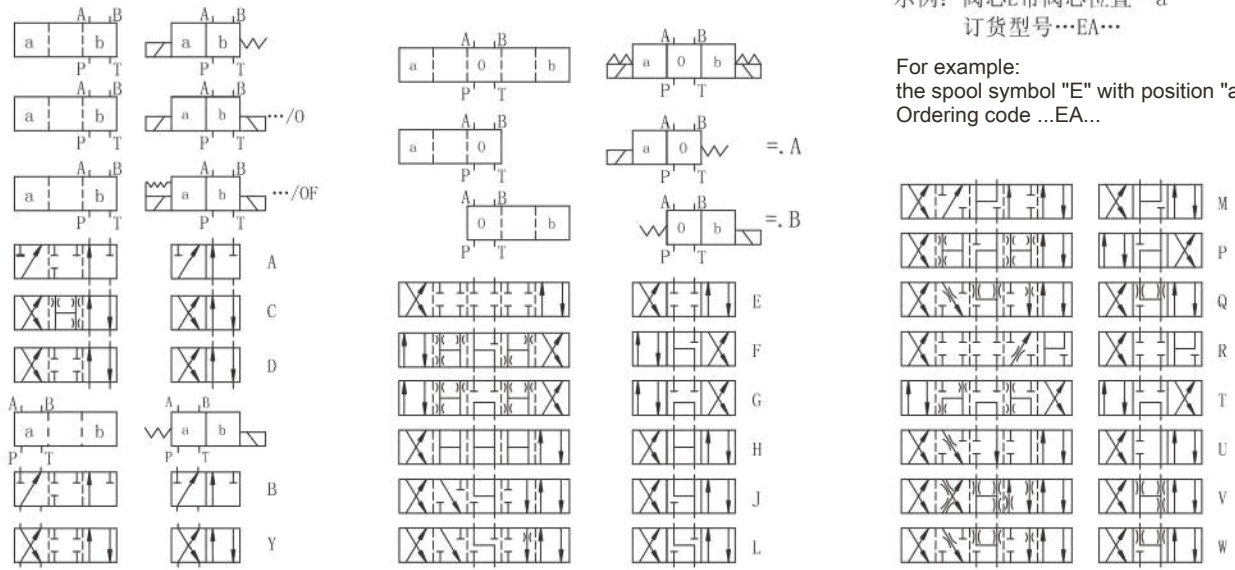
Characteristic curves (measured with HLP46, $\text{Voil}=40^{\circ}\text{C}\pm 5^{\circ}\text{C}$)



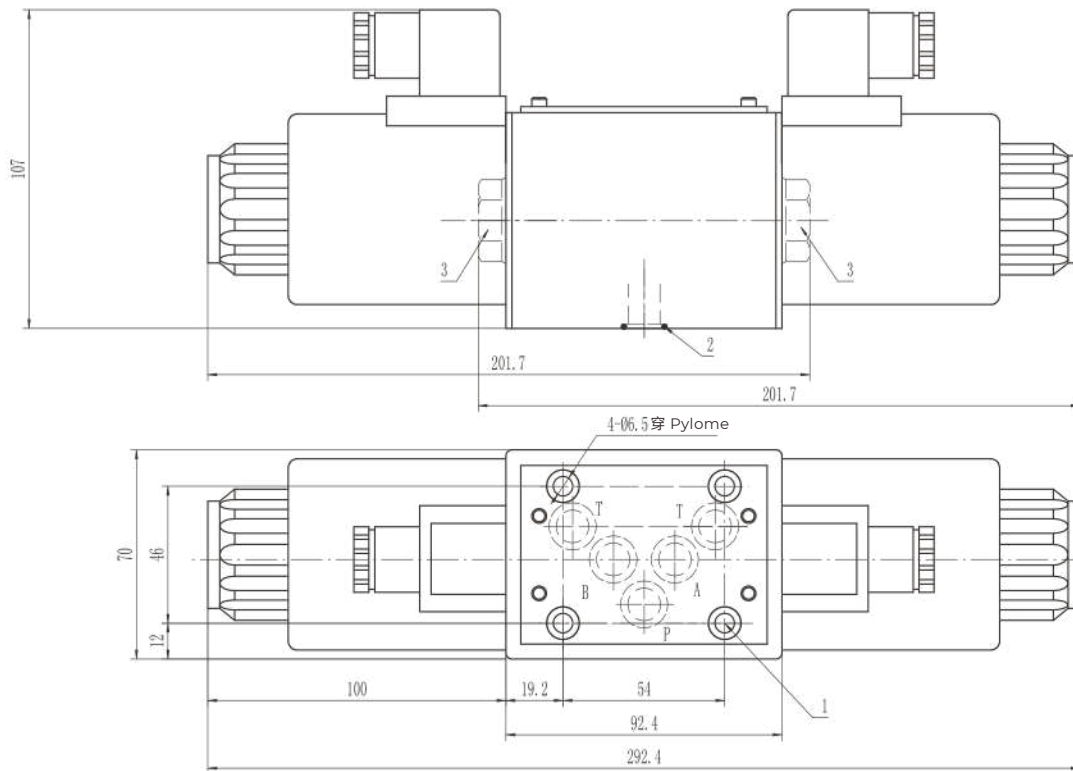
8 机能符号 "R" 处于控制位置 (B)

机能符号 Spool symbol	流向 Flow direction				
	P-A	P-B	A-T	B-T	
A, B	3	3	-	-	
C	3	3	4	5	
D, Y	5	5	6	6	
E	1	1	4	4	
F	2	3	7	4	
G	3	3	6	7	
H	1	1	6	7	
J	1	1	3	3	
L	2	2	3	5	
M	1	1	4	5	
P	4	2	5	7	
Q	1	2	1	3	
R	3	6	4	-	
T	3	3	6	7	
U, V	2	2	3	3	
W	2	2	4	5	
接通位置 on-position	P-A	B-A	A-T	P-T	
R	-	9	-	-	
	P-A	P-B	B-T	A-T	P-T
F	4	-	-	9	9
9	-	5	8	-	10
G, T			-	-	9
H			-	-	3

机能符号 Spool symbols

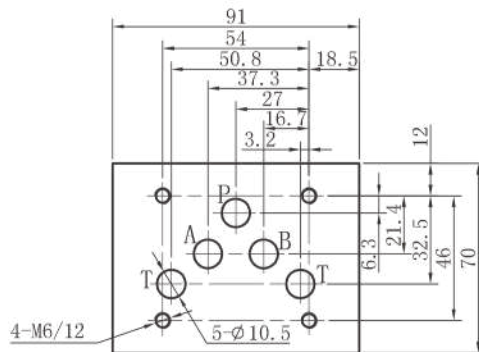


DWG10外型尺寸 DWG10 Overall dimensions



- 1、 阀固定螺丝： 1.Valve's set screw:
4个 M6X40GB/T70.1-12.9级 of M6×40GB/T70.1-12.9
拧紧扭矩 Ma=15.5Nm Tightening torque Ma=15.5Nm.
- 2、 O型圈φ 16X1.9 2.O-ring φ16×1.9
- 3、 用于 1 个电磁铁阀的堵头 3.Plug screw for valves with one solenoid.

4 DWG10 底板安装尺寸 DWG10 Overall Subplate Installation Dimensions



Z1DS10, Z2DS10, Z2FDS10, ZPB10, ZPR10 安装尺寸相同
Installations are the same with Z1DS10, Z2SD10, Z2FDS10, ZPB10, ZPR10



3= 三油
□ 4=
四油
4=4-way

口径 10 Size 10

机能符号 Spool type

系列号 30=30 螺纹连接电磁铁
Series 30=30 Solenoid coils with thread connection

○= 无复位弹簧 ; ○F= 带定位器 ; 无 = 弹簧复位
No code=With spring return; ○=Without spring return
○F=Without spring return with deten

电压 Voltage
DC12; DC24 ; AC110; AC220

For further details 附加说明

无 = 丁晴橡胶 V = 氟橡胶
No code = NBR seals
V = FPM seals

无 = 无插装节流器
P口节流 B0.8 = 节流孔径 0.8
B10 = 节流孔径 1.0; B12 = 节流孔径 1.2

No code = Without throttle insert
P port with throttle insert
B08 = throttle ø 0.8mm
B10 = throttle ø 1.0mm
B12 = throttle ø 1.2mm

Z5L = 带灯 大方形插头
☒ = 德意志插头
Z5L = Large quadrate plug with light
ER = Deutsch Connector

N = 有故障检查按钮
N = With concealed manual override